



Monthly M&E Report

April, 2026



Monitoring Visits Planned

Regular	Compliance	Special	PMU
110	26	07	00
Total :			143

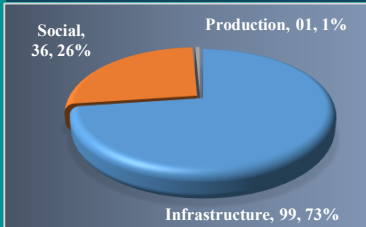
Visits Conducted

Regular	Compliance	Special	PMU
103	26	07	00
Total :			136

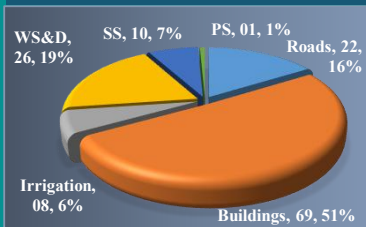
Published Reports

Current Month	Previous Month
03	86
Total :	
89	

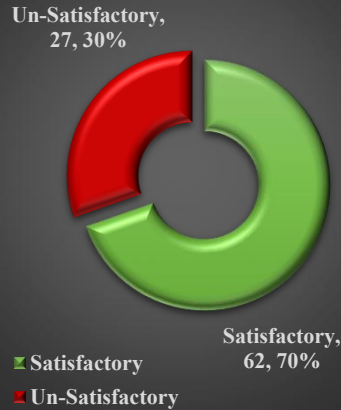
Sector @ Wise Distribution



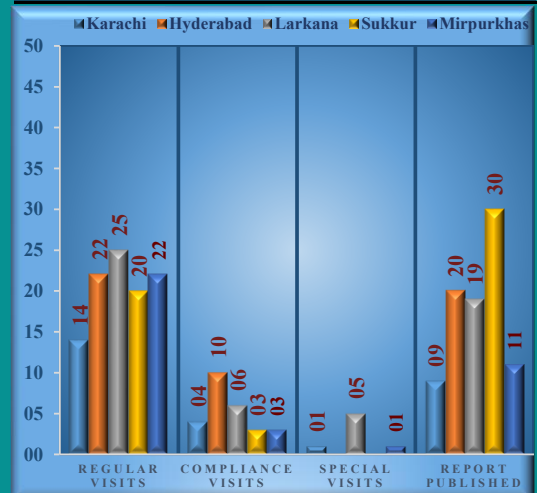
Sub-Sector @ Wise Distribution



Published Report Status



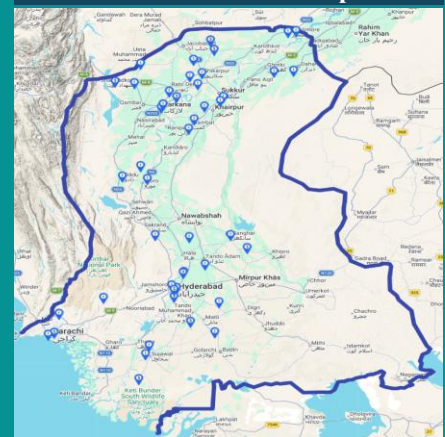
MEC Region Wise Visits Status



Month Wise Progress



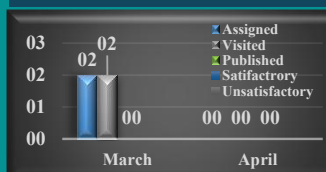
Visited Schemes Map



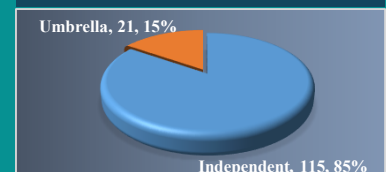
Top 10 Departments Visited

S#	Department	Visits
1	Education and Literacy	29
2	Local Government & HTP	20
3	Public Health Engineering	16
4	Work and Service	16
5	Irrigation	08
6	Minorities & Affairs	08
7	Sports & Youth Affairs	07
8	Rural Development	06
9	Auqaf	05
10	Home	05

PMU Month Wise Progress



Type Wise Distribution



PC(s) Receiving / Dept. Enquiries

S#	Description	No.	%
1	Total ADP Schemes	3642	100%
2	PC-III (A) Received	00	00%
3	PC-III (B) Received for March 2026	2349	64%
4	PC-IV Received	00	--
5	Schemes Approved for Dept: Enquiry	07	--

@ Sector / Sub Sector bifurcation as per MEC